

UNITED STATES
SECURITIES AND EXCHANGE COMMISSION
WASHINGTON, DC 20549

FORM 8-K

CURRENT REPORT
Pursuant to Section 13 or 15(d) of the
Securities Exchange Act of 1934

Date of report (Date of earliest event reported): May 1, 2020

United States Steel Corporation
(Exact Name of Registrant as Specified in Charter)

Delaware
(State or Other Jurisdiction
of Incorporation)

1-16811
(Commission
File Number)

25-1897152
(I.R.S. Employer
Identification No.)

600 Grant Street
Pittsburgh, PA 15219-2800
(Address of Principal Executive Offices, and Zip Code)

(412) 433-1121
Registrant's Telephone Number, Including Area Code
(For ~~X~~)

Item 7.01. Regulation FD Disclosure

On May 1, 2020, United States Steel Corporation (the "Corporation") posted to its website a presentation related to the Corporation's financial results for the first quarter 2020. The presentation will be used in connection with the conference call the Corporation will hold on May 1, 2020 at 8:30 am Eastern time.

In accordance with General Instruction B.2 of Form 8-K, the information contained in this Item 7.01 and the presentation are being furnished under Item 7.01 of Form 8-K and shall not be deemed "filed" for purposes of Section 18 of the Securities Exchange Act of 1934, as amended (the "Exchange Act"), or otherwise subject to the liabilities of that section, nor shall such information and exhibits be incorporated by reference into any filing under the Securities Act of 1933, as amended, or the Exchange Act, except as shall be expressly set forth by specific reference in such a filing. The presentation is furnished with this current report on Form 8-K as Exhibit 99.1.

Item 9.01 Financial Statements and Exhibits.

The slide presentation referenced in Item 7.01 is furnished with this current report on Form 8-K as Exhibit 99.1.


(d) Exhibits

[99.1](#) First Quarter 2020 Earnings Call Slides


104 Cover page interactive data file (embedded within the inline XBRL document exhibit 101).

—


Forward looking



Evaluation of use of new CAD packages








Prioritizing cash and liquidity



Company positioned for current market dynamics

• Strong cash and liquidity position



• Proven ability to generate cash




• Proven ability to generate cash

• Proven ability to generate cash



• Proven ability to generate cash

• Proven ability to generate cash



• Proven ability to generate cash


• Proven ability to generate cash

United States Steel



"Best of both" - Antitrust, merger and structural

1. The U.S. Department of Justice (DOJ) has filed a lawsuit against U.S. Steel and Nucor, claiming that the companies' merger would violate antitrust laws.



2. The DOJ is concerned that the merger would create a dominant player in the steel industry, which could lead to higher prices and reduced competition.

3. U.S. Steel and Nucor have argued that the merger would create efficiencies and reduce costs, which would benefit consumers. They also claim that the merger would not harm competition because there are other steel producers in the market.


4. The DOJ is currently reviewing the merger and has asked the companies to provide more information about the potential impact on competition. The DOJ is also considering whether to require the companies to divest certain assets to maintain competition.




United States Steel Corporation

1 Following U. S. Steel's acquisition of

Strategic projects status



STABILIZING PROCESSES AND THE THEORY




Left-hand side of the map shows the topographic map of the landscape. The right-hand side of the map shows the topographic map of the landscape. The bottom of the map shows the topographic map of the landscape.

The topographic map of the landscape shows the topographic map of the landscape. The topographic map of the landscape shows the topographic map of the landscape.

The topographic map of the landscape shows the topographic map of the landscape. The topographic map of the landscape shows the topographic map of the landscape.

More resilient, prepared to face downturns



PROVIDING A SUPPORTIVE ENVIRONMENT FOR BUSINESS



IMPROVING THE EFFICIENCY OF THE PUBLIC ADMINISTRATION



IMPROVING THE EFFICIENCY OF THE PUBLIC ADMINISTRATION AND CASH CONVERSION



IMPROVING THE EFFICIENCY OF THE PUBLIC ADMINISTRATION







IMPROVING THE EFFICIENCY OF THE PUBLIC ADMINISTRATION STATUS



IMPROVING THE EFFICIENCY OF THE PUBLIC ADMINISTRATION




IMPROVING THE EFFICIENCY OF THE PUBLIC ADMINISTRATION




የጥራት ማረጋገጫ ስርዓት


Taking action against climate change




First quarter 2020 financial highlights



Recap





Reconciliation of segment EBITDA



	2019	2018
Segment EBITDA	10,000	10,000
Depreciation and amortization	1,000	1,000
Impairment losses	1,000	1,000
Goodwill impairment	1,000	1,000
Share-based compensation	1,000	1,000
Restructuring costs	1,000	1,000
Other non-recurring items	1,000	1,000
Interest expense	1,000	1,000
Income taxes	1,000	1,000
Other	1,000	1,000
Adjusted EBITDA	16,000	16,000

	2019	2018
Adjusted EBITDA	16,000	16,000
Depreciation and amortization	1,000	1,000
Impairment losses	1,000	1,000
Goodwill impairment	1,000	1,000
Share-based compensation	1,000	1,000
Restructuring costs	1,000	1,000
Other non-recurring items	1,000	1,000
Interest expense	1,000	1,000
Income taxes	1,000	1,000
Other	1,000	1,000
Adjusted EBITDA	16,000	16,000

	2019	2018
Adjusted EBITDA	16,000	16,000
Depreciation and amortization	1,000	1,000
Impairment losses	1,000	1,000
Goodwill impairment	1,000	1,000
Share-based compensation	1,000	1,000
Restructuring costs	1,000	1,000
Other non-recurring items	1,000	1,000
Interest expense	1,000	1,000
Income taxes	1,000	1,000
Other	1,000	1,000
Adjusted EBITDA	16,000	16,000

	2019	2018
Adjusted EBITDA	16,000	16,000
Depreciation and amortization	1,000	1,000
Impairment losses	1,000	1,000
Goodwill impairment	1,000	1,000
Share-based compensation	1,000	1,000
Restructuring costs	1,000	1,000
Other non-recurring items	1,000	1,000
Interest expense	1,000	1,000
Income taxes	1,000	1,000
Other	1,000	1,000
Adjusted EBITDA	16,000	16,000

	2019	2018
Adjusted EBITDA	16,000	16,000
Depreciation and amortization	1,000	1,000
Impairment losses	1,000	1,000
Goodwill impairment	1,000	1,000
Share-based compensation	1,000	1,000
Restructuring costs	1,000	1,000
Other non-recurring items	1,000	1,000
Interest expense	1,000	1,000
Income taxes	1,000	1,000
Other	1,000	1,000
Adjusted EBITDA	16,000	16,000

	2019	2018
Adjusted EBITDA	16,000	16,000
Depreciation and amortization	1,000	1,000
Impairment losses	1,000	1,000
Goodwill impairment	1,000	1,000
Share-based compensation	1,000	1,000
Restructuring costs	1,000	1,000
Other non-recurring items	1,000	1,000
Interest expense	1,000	1,000
Income taxes	1,000	1,000
Other	1,000	1,000
Adjusted EBITDA	16,000	16,000



